

Констативен протокол

от проведена научно-изследователска дейност в областта на HIV вирусите


Целта на проведените изследвания е търсене на HIV тип 1 и 2, от венозно взета кръв по метода PCR (Полимеразна верижна реакция). Тестовете се проведоха в лабораторията. Използван е Real Time PCR kit на фирма производител „Sacace Biotechnologies“ HIV Real-TM Quant, LOT HM-405(08J13K760), REF - TR-VM-48FRT, TR-VM-100 FRT. Също така е използван и PCR-kit на фирма производител „Genekam Biotechnologi AG“ PCR-kit, REF. K357 HIV-1. И двата реактива са само за научно-изследователска дейност(Only for research use). След проведените лабораторни тестове от взетите проби бе установено, че наличие на вируса на HIV няма и всички те са отрицателни. За достоверността на проведените PCR тестове, лабораторията прилага протокол на резултатите от направените от тях изследвания, които са неизменна част от констативния протокол.

Поръчител на горепосочените лабораторни тестове е Златин Георгиев Георгиев, ЕГН 7503176801.

Изпълнител е

Имена и подписи на изготвилите протокола:

1. Златин Георгиев Георгиев




2.

На 06.06.2014 г., ЦВЕТЕЛИНА ГЕЧЕВА, нотариус в район РС СОФИЯ с рег. № 594 на
Нотариалната камара, удостоверявам подписите върху този документ, донесени от:
ЗЛАТИН ГЕОРГИЕВ ГЕОРИГИЕВ, ЕГН: 7503176801, АДРЕС: СОФИЯ, ПК:
6437612114/29,12,2011Г. ИЗД. ОТ МВР СОФИЯ

Съорана такса:

Помощник нотариус: Радослав Фидотов



ЗАКЛЮЧЕНИЕ

Подадените за изследване проби „01“, „02“ и „03“, работени на апарат “Eco Real-time PCR system” са негативни. Прилага се работен протокол.

и ^ ^ ^



HIV-Sacace-03

Quantification/Hydrolysis Probe/RNA/Standard Curve

Tuesday, June 03, 2014 2:47:51 AM

Tuesday, June 03, 2014 5:02:13 AM

Friday, June 06, 2014 3:15:15 AM

Eco™ Real-Time PCR system

Eco™ Software v4.0.7.0

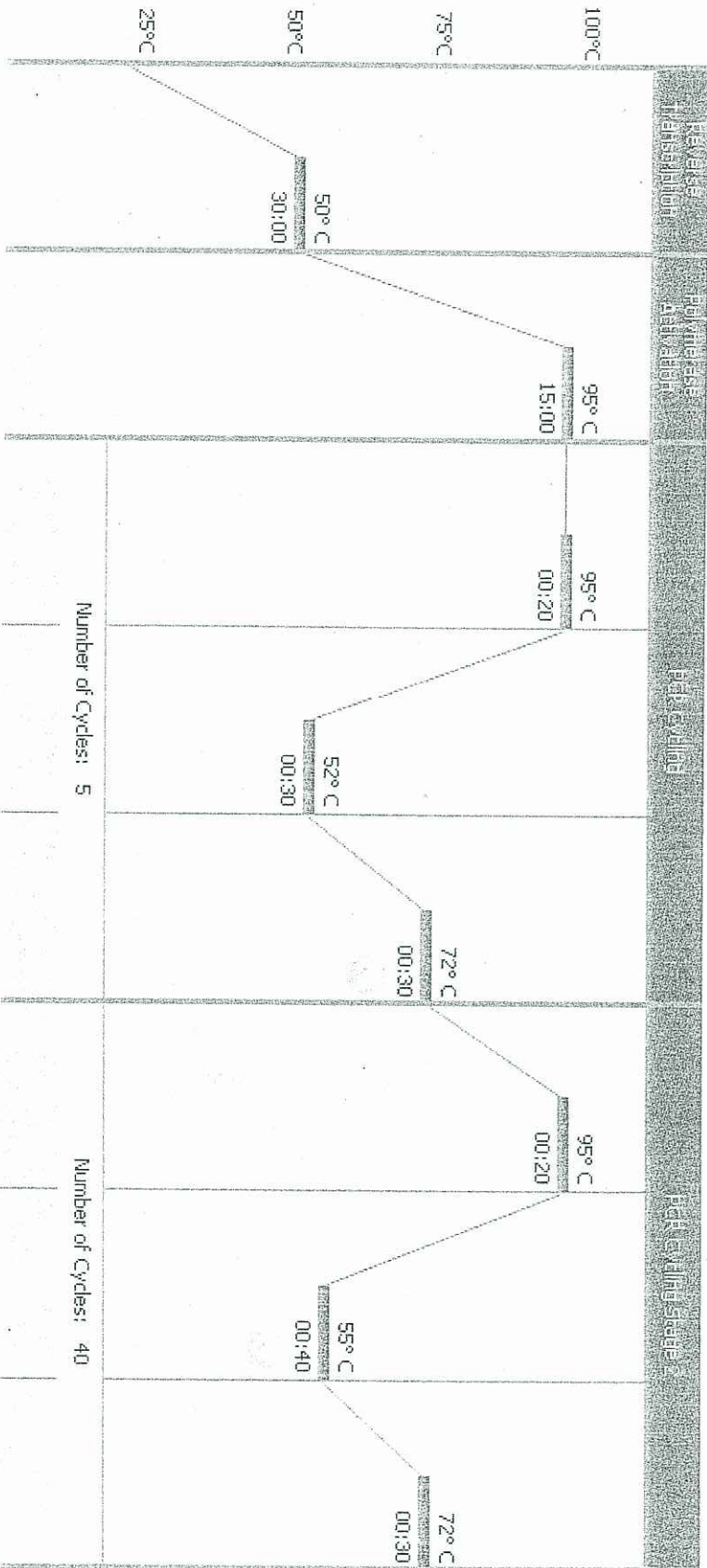
Plate Layout

Well	Exclude	Sample Name	Assay Name	Assay Role	Reporter	Quencher	Quantity
B3		QS1	Assay 1	Unknown	FAM	NonFluorescent	
B3		QS1	Assay 2	Standard	HEX	NonFluorescent	18000.00
B4		QS2	Assay 1	Unknown	FAM	NonFluorescent	
B4		QS2	Assay 2	Standard	HEX	NonFluorescent	890.00
B5		QS3	Assay 1	Unknown	FAM	NonFluorescent	
B5		QS3	Assay 2	Standard	HEX	NonFluorescent	35.00
B6		IC1	Assay 1	Standard	FAM	NonFluorescent	37100.00
B6		IC1	Assay 2	Unknown	HEX	NonFluorescent	
B7		IC2	Assay 1	Standard	FAM	NonFluorescent	1840.00
B7		IC2	Assay 2	Unknown	HEX	NonFluorescent	
B8		IC3	Assay 1	Standard	FAM	NonFluorescent	90.00
B8		IC3	Assay 2	Unknown	HEX	NonFluorescent	
C2		03	Assay 1	Unknown	FAM	NonFluorescent	
C2		03	Assay 2	Unknown	HEX	NonFluorescent	
C3		01	Assay 1	Unknown	FAM	NonFluorescent	
C3		01	Assay 2	Unknown	HEX	NonFluorescent	
C4		02	Assay 1	Unknown	FAM	NonFluorescent	
C4		02	Assay 2	Unknown	HEX	NonFluorescent	
C5		P1	Assay 1	Unknown	FAM	NonFluorescent	
C5		P1	Assay 2	Unknown	HEX	NonFluorescent	
D2		neg extr	Assay 1	Unknown	FAM	NonFluorescent	
D2		neg extr	Assay 2	Unknown	HEX	NonFluorescent	
D3		NTC	Assay 1	Unknown	FAM	NonFluorescent	
D3		NTC	Assay 2	Unknown	HEX	NonFluorescent	
D5		P2	Assay 1	Unknown	FAM	NonFluorescent	

HIV-Sacace-03
Quantification/Hydrolysis Probe/RNA/Standard Curve


Well	Exclude	Sample Name	Assay Name	Assay Role	Reporter	Quencher	Quantity
D5		P2	Assay 2	Unknown	HEX	NonFluorescent	

Thermal Profile




Total Program Length: 2 Hours 14 Minutes 22 Seconds

Component Data



Amplification Plot



Results

Well	Exclude	Sample Name	Assay Name	Assay Role	Cq	Cq Mean	Std. Dev. Cq	Quantity	Mean Qty.	Std. Dev. Quantity	Tm1	Tm2	Tm3
B3		QS1	Assay 1	Unknown	37.69	37.69	N/A	12.32	12.32	N/A	N/A	N/A	N/A
B3		QS1	Assay 2	Standard	20.34	20.34	N/A	18000	18000	0	N/A	N/A	N/A
B4		QS2	Assay 1	Unknown	37.84	37.84	N/A	11.13	11.13	N/A	N/A	N/A	N/A
B4		QS2	Assay 2	Standard	20.38	20.38	N/A	890	890	0	N/A	N/A	N/A
B5		QS3	Assay 1	Unknown	37.42	37.42	N/A	14.57	14.57	N/A	N/A	N/A	N/A
B5		QS3	Assay 2	Standard	35.36	35.36	N/A	35	35	0	N/A	N/A	N/A
B6		IC1	Assay 1	Standard	25.14	25.14	N/A	37100	37100	0	N/A	N/A	N/A
B6		IC1	Assay 2	Unknown	N/A	N/A	N/A	N/A	N/A	N/A	N/A	N/A	N/A
B7		IC2	Assay 1	Standard	29.71	29.71	N/A	1840	1840	0	N/A	N/A	N/A
B7		IC2	Assay 2	Unknown	N/A	N/A	N/A	N/A	N/A	N/A	N/A	N/A	N/A
B8		IC3	Assay 1	Standard	34.61	34.61	N/A	90	90	0	N/A	N/A	N/A
B8		IC3	Assay 2	Unknown	N/A	N/A	N/A	N/A	N/A	N/A	N/A	N/A	N/A
C2		03	Assay 1	Unknown	29.92	29.92	N/A	1723.27	1723.27	N/A	N/A	N/A	N/A
C2		03	Assay 2	Unknown	N/A	N/A	N/A	N/A	N/A	N/A	N/A	N/A	N/A
C3		01	Assay 1	Unknown	30.84	30.84	N/A	956.03	956.03	N/A	N/A	N/A	N/A
C3		01	Assay 2	Unknown	N/A	N/A	N/A	N/A	N/A	N/A	N/A	N/A	N/A
C4		02	Assay 1	Unknown	30.55	30.55	N/A	1150.44	1150.44	N/A	N/A	N/A	N/A
C4		02	Assay 2	Unknown	N/A	N/A	N/A	N/A	N/A	N/A	N/A	N/A	N/A
C5		P1	Assay 1	Unknown	31.03	31.03	N/A	846.04	846.04	N/A	N/A	N/A	N/A
C5		P1	Assay 2	Unknown	20.88	20.88	N/A	5197.78	5197.78	N/A	N/A	N/A	N/A
D2		neg extr	Assay 1	Unknown	30.44	30.44	N/A	1235.66	1235.66	N/A	N/A	N/A	N/A
D2		neg extr	Assay 2	Unknown	N/A	N/A	N/A	N/A	N/A	N/A	N/A	N/A	N/A
D3		NTC	Assay 1	Unknown	N/A	N/A	N/A	N/A	N/A	N/A	N/A	N/A	N/A
D3		NTC	Assay 2	Unknown	N/A	N/A	N/A	N/A	N/A	N/A	N/A	N/A	N/A
D5		P2	Assay 1	Unknown	31.22	31.22	N/A	752.27	752.27	N/A	N/A	N/A	N/A

HIV-Sacace-03

Quantification/Hydrolysis Probe/RNA/Standard Curve

Well	Exclude	Sample Name	Assay Name	Assay Role	Cq	Cq Mean	Std. Dev. Cq	Quantity	Mean Qty.	Std. Dev. Quantity	Tm1	Tm2	Tm3
D5		P2	Assay 2	Unknown	19.39	19.39	N/A	9567.78	9567.78	N/A	N/A	N/A	N/A

Standard Curve

